




OWL

Come un occhio che punta al suo obiettivo, Owl è un faretto da plafone che nasconde al suo interno l'ottica orientabile per focalizzare il fascio laddove serve, con discrezione.

Like an eye pointing to its objective, Owl is a ceiling spotlight that hides inside the adjustable optics to focus the beam where it is needed, with discretion



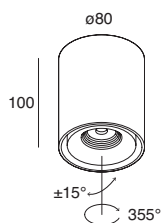
OWL



Apparecchio LED orientabile per installazione a plafone, in lega di alluminio verniciata bianca. Sorgente LED ad elevata resa cromatica CRI90, posizionata recessa per aumentarne il comfort visivo e limitare l'abbagliamento. Lenti ad alto rendimento in PMMA. Alimentazione elettronica 220-240V 50/60 Hz integrata.

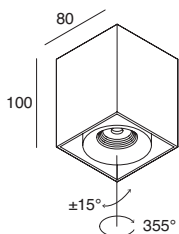
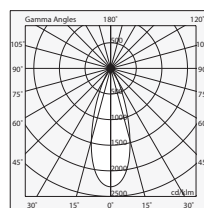
Adjustable LED fixture for ceiling installation, in white painted aluminium alloy. High color rendering CRI90 LED source, positioned recess to increase visual comfort and limit glare. PMMA high performance lenses. Electronic power supply 220-240V 50/60 Hz integrated.

IL PRODOTTO RISPONDE AI REQUISITI PER EDIFICI PUBBLICI D.M. 11 OTT 2017 (C.A.M. Edilizia)
THE PRODUCT COMPLIES WITH THE REQUIREMENTS FOR PUBLIC BUILDINGS, MINISTERIAL DECREE OF 11th OCT 2017



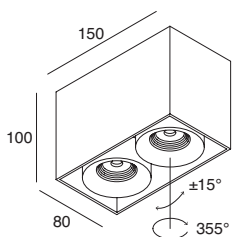
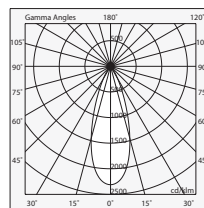
OWL TONDO
OWL ROUND

POWER	BEAM	FLUX	3000K <input type="checkbox"/>
8W	36°	579 lm	108001.01



OWL QUADRATO
OWL SQUARE

POWER	BEAM	FLUX	3000K <input type="checkbox"/>
8W	36°	579 lm	108002.01



OWL DOPPIO
OWL DOUBLE

POWER	BEAM	FLUX	3000K <input type="checkbox"/>
2x8W	36°	1159 lm	108003.01

