

C.V. version with converter integrated in the lamp body

C.C. - 220 mA

Steel Alu	81187	2700K	1088 lm	M	Spot	15
		3000K	1088 lm	W	Medium Flood	30
		4000K	1173 lm	N	Flood	60

HC	Steel Alu	81188	2700K	1088 lm	M	Spot	15
			3000K	1088 lm	W	Medium Flood	30
			4000K	1173 lm	N	Flood	60

DL	Steel Alu	81189	2700K	1088 lm	M	Spot	15
			3000K	1088 lm	W	Medium Flood	30
			4000K	1173 lm	N	Flood	60

Electronics



99342
ON/OFF
1 art.

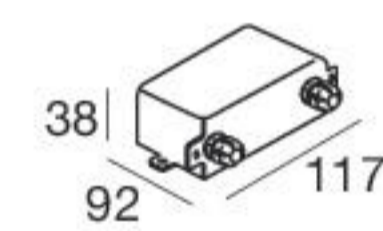
C.V. - 24 V

Steel Alu	81190	2700K	1209 lm	M	Spot	15
		3000K	1209 lm	W	Medium Flood	30
		4000K	1303 lm	N	Flood	60

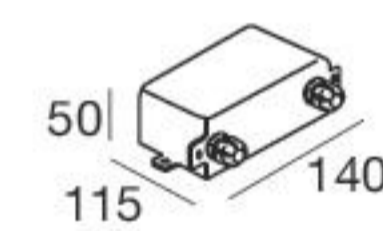
HC	Steel Alu	81191	2700K	1209 lm	M	Spot	15
			3000K	1209 lm	W	Medium Flood	30
			4000K	1303 lm	N	Flood	60

DL	Steel Alu	81192	2700K	1209 lm	M	Spot	15
			3000K	1209 lm	W	Medium Flood	30
			4000K	1303 lm	N	Flood	60

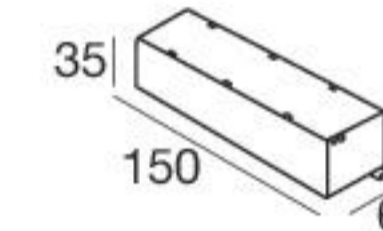
Electronics



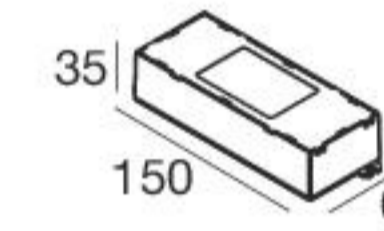
89179
ON/OFF
1 - 3 art.



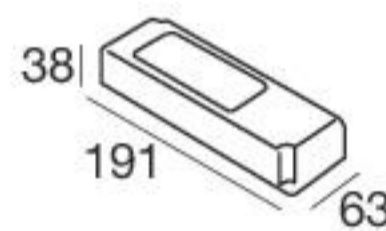
89359
ON/OFF
1 - 6 art.



99331
ON/OFF
1 - 18 art.



99332
0/1-10V
1 - 18 art.



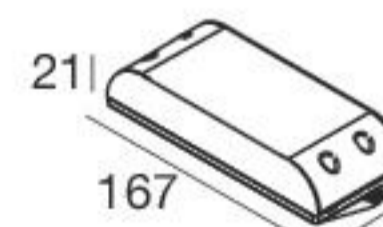
99722
DALI
1 - 15 art.



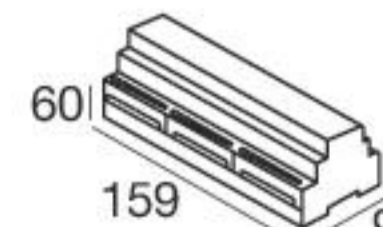
RGBW - 8W - 630Ma

Steel Alu	81322	RGBW natural white	Q	Narrow Spot	06
		RGBW warm white	V	Spot	15
				Flood	45
				General	00

Electronics



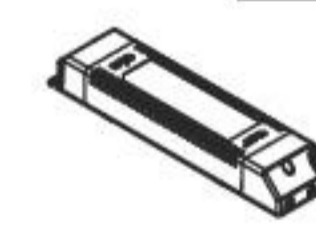
RF driver CC
970



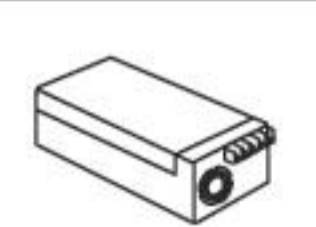
DMX driver CC
977



DMX controllers
995



driver CV 24V/48V
981-982



switching CV 24V/48V
986-989

Recessed casings



99651
Outer casing for ground-mounting installation



99563
Outer casing with drilled flange, anti-vandalism screws, gasket and mounting tool