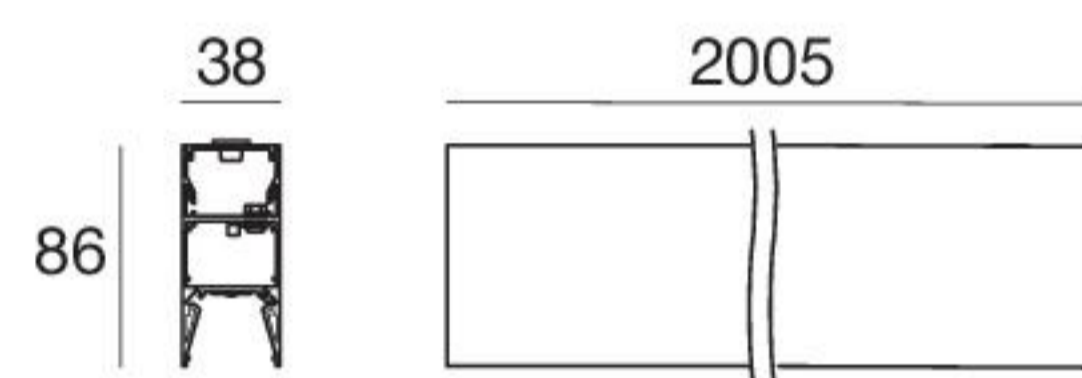
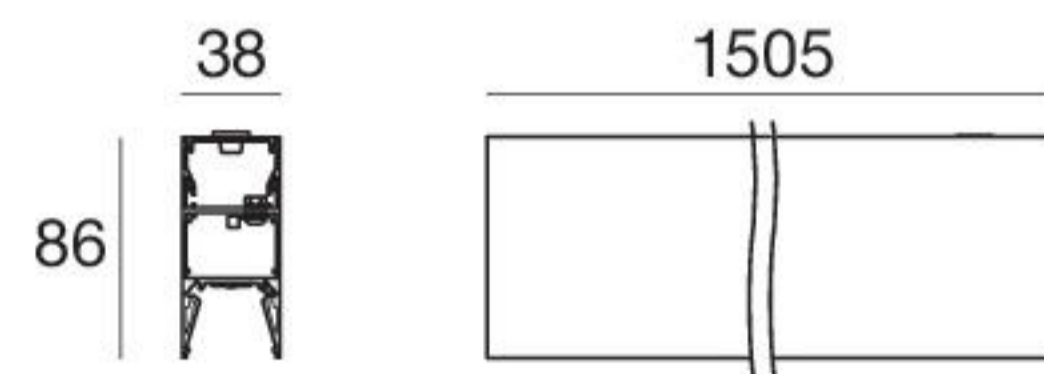


First module always to be integrated with power supply kit.
All linear modules must be completed with at least one suspension kit to be installed at one of the ends



Single emission - 1005 mm - 20 W - CRI 80

White	On/Off	65240	3000 K	2884 lm	W
White	DALI / Dim.	65241	4000 K	3016 lm	N



Double emission - 1005 mm - 40 W - CRI 80

White	On/Off	65248	3000 K	5768 lm	W
White	DALI / Dim.	65249	4000 K	6032 lm	N



Single emission - 1505 mm - 27 W - CRI 80

White	On/Off	65242	3000 K	4326 lm	W
White	DALI / Dim.	65243	4000 K	4524 lm	N



Double emission - 1505 mm - 54 W - CRI 80

White	On/Off	65250	3000 K	8652 lm	W
White	DALI / Dim.	65251	4000 K	9048 lm	N



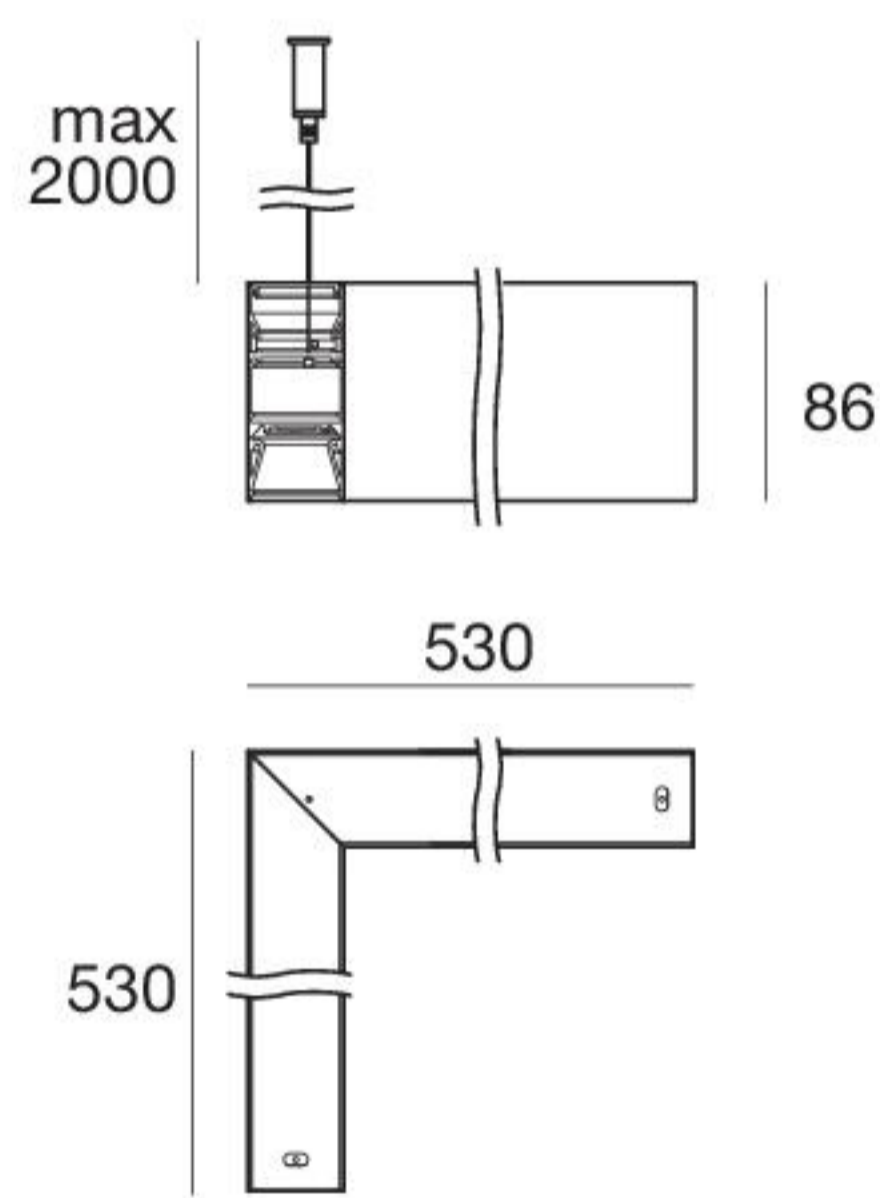

Single emission - 2005 mm - 40 W - CRI 80

White	On/Off	65244	3000 K	5768 lm	W
White	DALI / Dim.	65245	4000 K	6032 lm	N



Double emission - 2005 mm - 80 W - CRI 80

White	On/Off	65252	3000 K	11536 lm	W
White	DALI / Dim.	65253	4000 K	12064 lm	N



Non-electrifiable module.

Single emission - 530 x 530 mm - 20 W - CRI 80

White	On/Off	65246	3000 K	2884 lm	W
White	DALI / Dim.	65247	4000 K	3016 lm	N

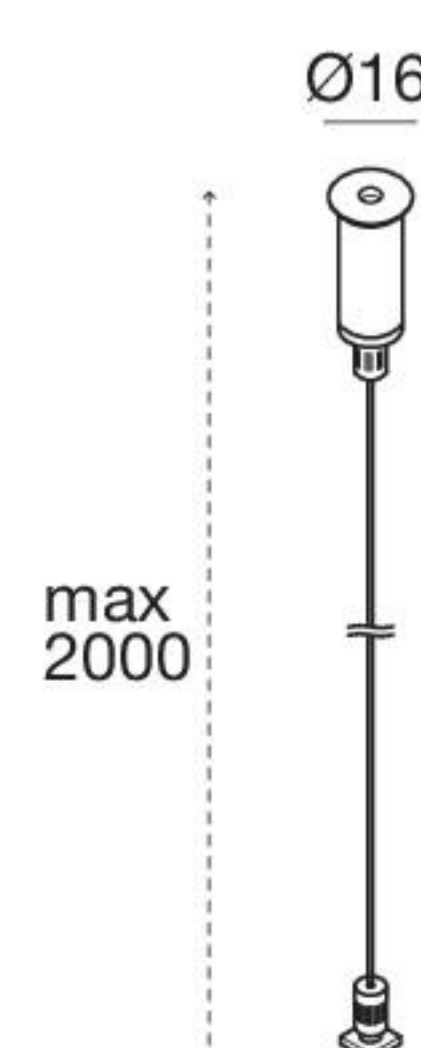


Double emission - 530 x 530 mm - 40 W - CRI 80

White	On/Off	65254	3000 K	5768 lm	W
White	DALI / Dim.	65255	4000 K	6032 lm	N



Rollip35 | Suspension kit



Suspension kit	
2 m	64776

The suspension kit comprises a single cable. A suspension kit for each single module of the installation needs to be bought.