

Extractable tilting version

Optux_EX downlights come with a 350° mobility on the horizontal axis and an inclination on the vertical axis that allows a max 20° recess or an up to 45° extraction of the spotlight.



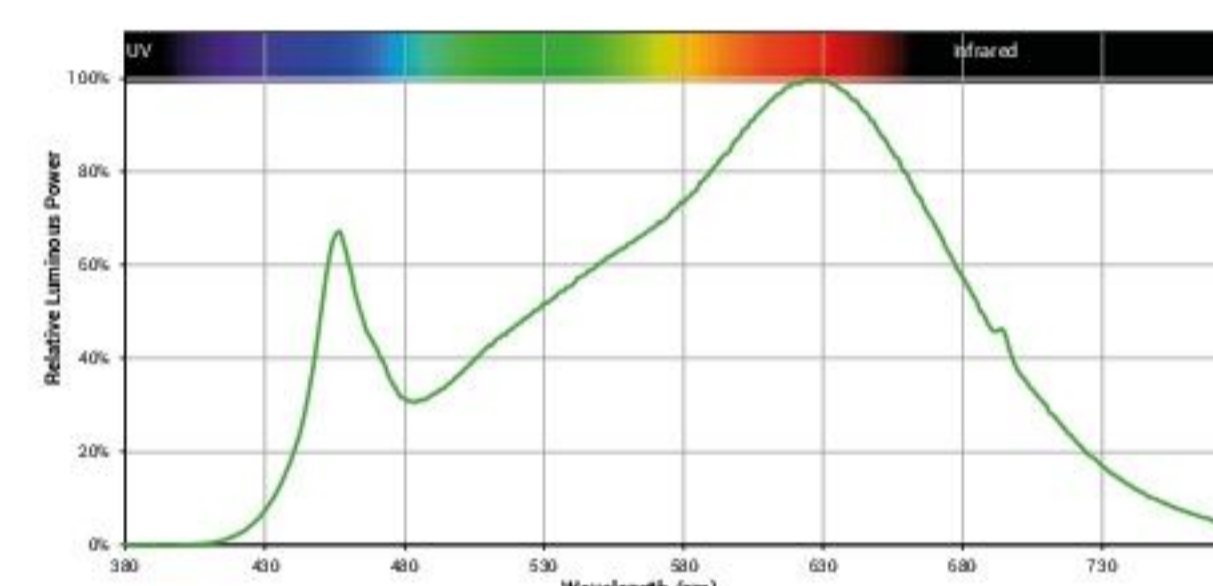
Small size

Optux_EX comes with an extremely compact-size die cast aluminium single block, just 5 cm high. This particular shape allows installation in plasterboards as well as low and narrow surfaces.

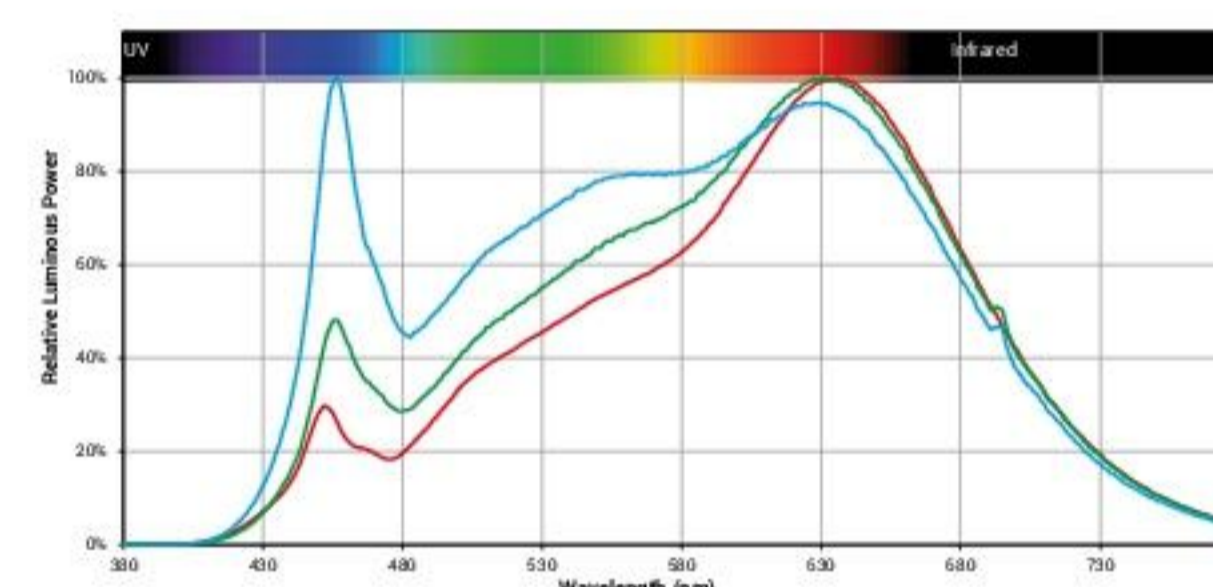
Diode varieties

The Optux_EX range of products offers the highest combination-source degree, given that it is fit for LED Balance - CRI 92, Specialty - CRI 98 and Fidelity - CRI 98 diodes. This allows obtaining maximum versatility of use, given that Optux_EX can be installed in various environments ranging from museums to retail, depending on the specific type of source chosen.

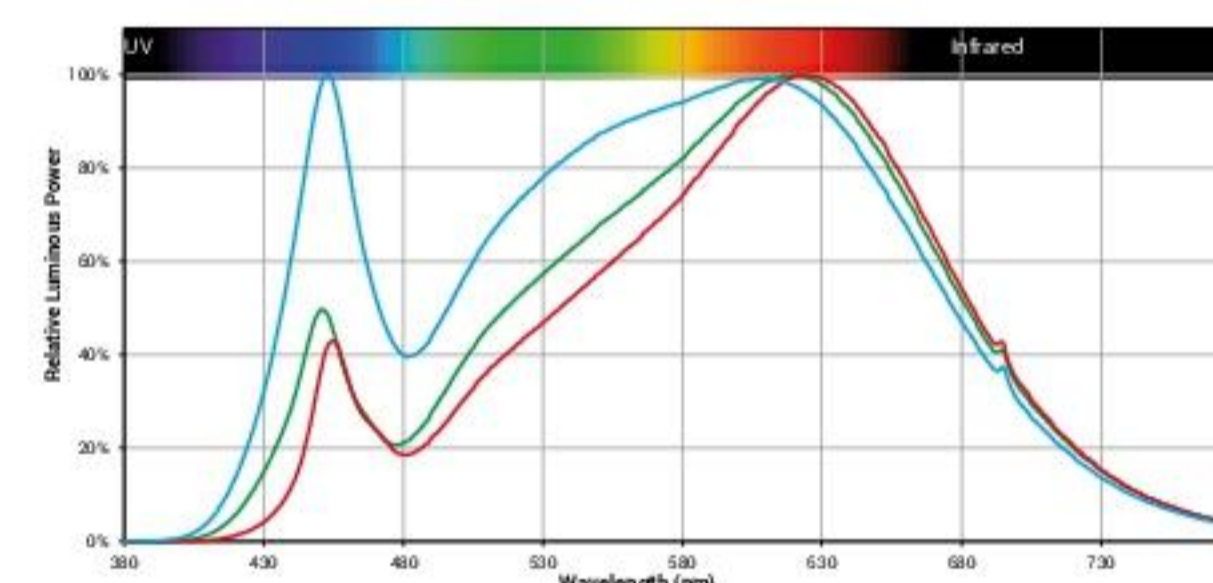
Fidelity
Excellent accuracy in colour representation in all of its shades



Specialty
Excellent range of chromatic saturation



Balance
Excellent efficiency in terms of emission and optimum balance between fidelity and gamut



Emission control accessories

Optux_EX is compatible with a wide range of light emission control accessories: standard cylindrical screen and at 45 degrees, fully or partly eliminating the secondary beam and reducing the light cone; cross-like and honeycomb diffuser, for controlling and reducing glaring more or less markedly; directional fins and elliptical filter, for shaping the light or creating ovalized projections.

Kicker accessory

Applied in the installation hole, the kicker accessory allows concealing the inner part of the dropped ceiling, otherwise visible with the spotlight extracted and oriented.

Cylindrical screen 45°



Cylindrical screen



Honeycomb



Cross diffuser



Directional flaps



Elliptical filter



Kicker

