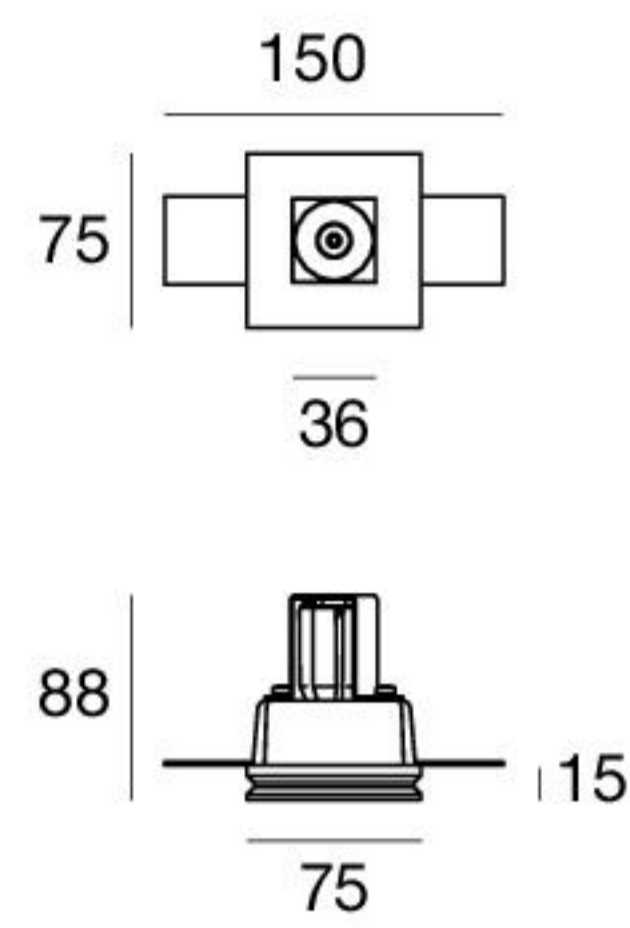



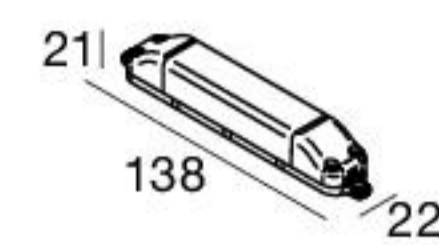
Gypsum Cell | Downlights | powerLED 2 W 630 mA



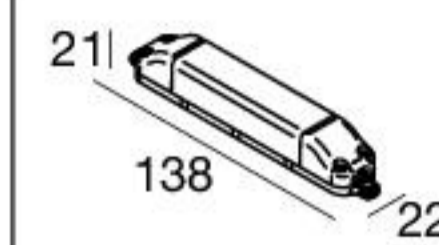
CRI 80*/92

White	64630	2700 K	157 lm	M	Spot	15
Black	64631	3000 K	179 lm	W	Medium Flood	30
		4000 K*	249 lm	N	Flood	45

Electronics

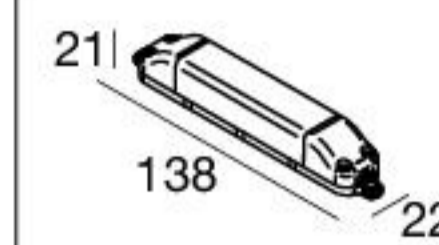


89147
ON/OFF
1 - 2 art.



99710
0/1-10V converter
1 art.

+ driver CV 24V
981

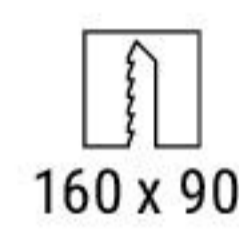
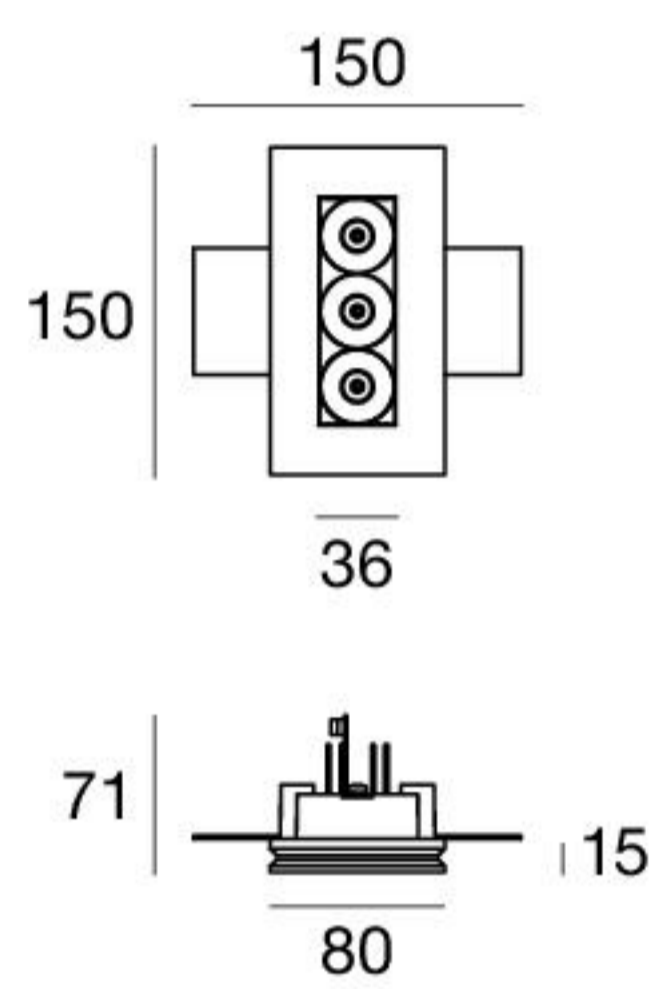



99713
DALI converter
1 art.

+ driver CV 24V
981



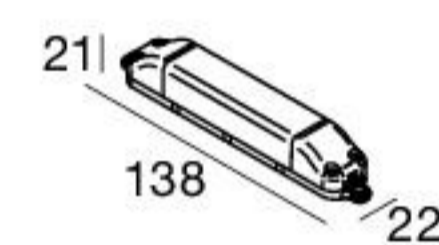
Gypsum Cell | Downlights | 3 x powerLEDs 2 W | 6 W 630 mA



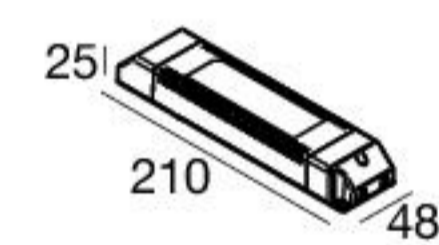
CRI 80*/92

White	64547	2700 K	471 lm	M	Spot	15
Black	64546	3000 K	537 lm	W	Medium Flood	30
		4000 K*	747 lm	N	Flood	45

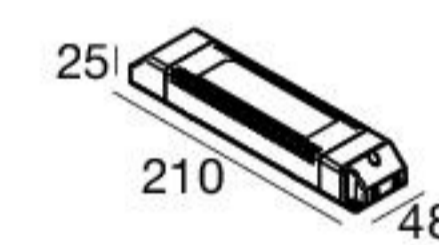
Electronics



99376
ON/OFF
1 - 2 art.



99115
0/1-10V
1 - 3 art.

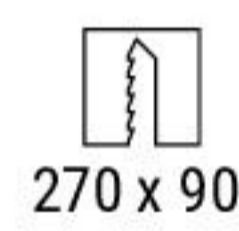
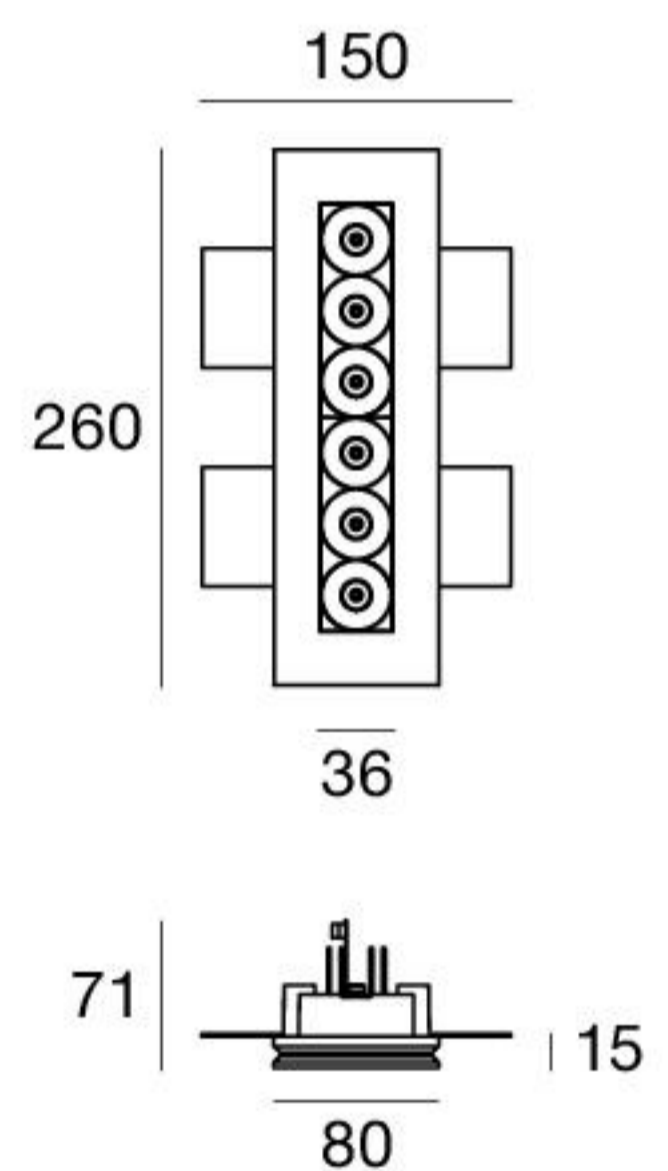



99344
DALI
1 - 4 art.



RTG **64547W30**
64546W30

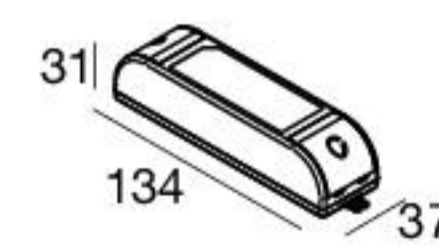
Gypsum Cell | Downlights | 6 x powerLEDs 2 W | 12 W 630 mA



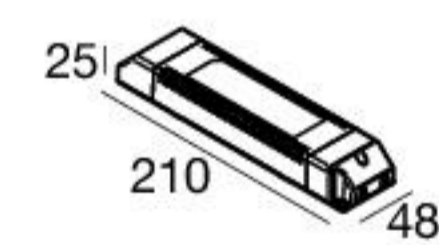
CRI 80*/92

White	64549	2700 K	942 lm	M	Spot	15
Black	64548	3000 K	1074 lm	W	Medium Flood	30
		4000 K*	1494 lm	N	Flood	45

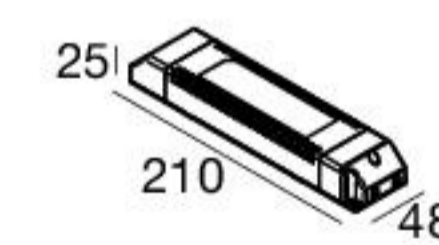
Electronics



99129
ON/OFF
1 art.



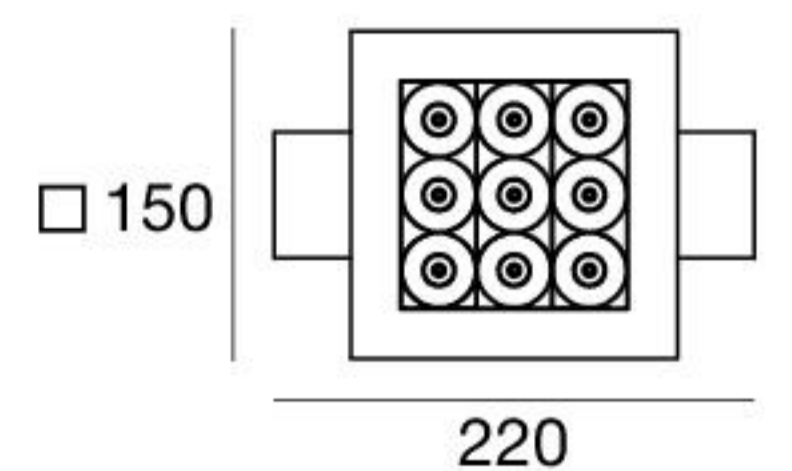

99115
0/1-10V
1 art.



99344
DALI
1 - 2 art.



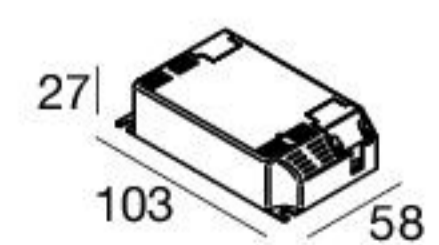
Gypsum Cell | Downlights | 9 x powerLEDs 2 W | 18 W 630 mA



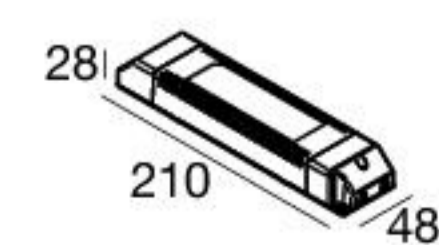
CRI 80*/92

White	64551	2700 K	1413 lm	M	Spot	15
Black	64550	3000 K	1611 lm	W	Medium Flood	30
		4000 K*	2241 lm	N	Flood	45

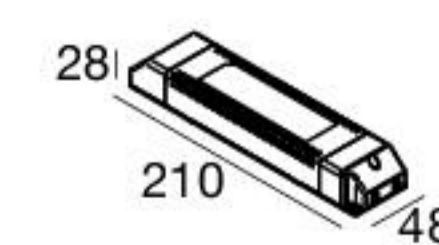
Electronics



99105
ON/OFF
1 art.



99115
0/1-10V
1 art.



99344
DALI
1 art.

