

Round

RECESSED LIGHT
White & RGB led

IK10

IK09

IP67



Collection name

ROUND

ROUND

ROUND

Technical data

Power (Real data)
Lumen 3000K (Real data)
Lumen 4000K (Real data)
Class
Nominal Voltage
Power supply
Max load (Alu version)
Max load (Inox version)

18.0 W
1975 lm (Optic .11)
2037 lm (Optic .11)
I
220-240V 50/60Hz
Included
2300 kg (Alu, drive over)
3900 kg (Inox, drive over)

18.0 W
2075 lm (Optic .27)
2140 lm (Optic .27)
I
220-240V 50/60Hz
Included
2300 kg (Alu, drive over)
3900 kg (Inox, drive over)

15.0 W
—
—
III
24V DC PWM
See bottom page
2300 kg (Alu, drive over)
3900 kg (Inox, drive over)

Configuration code

Select finish / led / optic

10723 + X + Y + Z

10726 + X + Y + Z

10724 + X + Y + Z

Finish **X**

- 1 - Anthracite gloss 8-10
- 4 - Grey (RAL 9006)
- 6 - Inox Aisi 316L

- 1 - Anthracite gloss 8-10
- 4 - Grey (RAL 9006)
- 6 - Inox Aisi 316L

- 1 - Anthracite gloss 8-10
- 4 - Grey (RAL 9006)
- 6 - Inox Aisi 316L

Color LED **Y**

- .2 - 2700K CRI > 80
- .3 - 3000K CRI > 80
- .4 - 4000K CRI > 80

- .2 - 2700K CRI > 80
- .3 - 3000K CRI > 80
- .4 - 4000K CRI > 80

- .6 - RGB

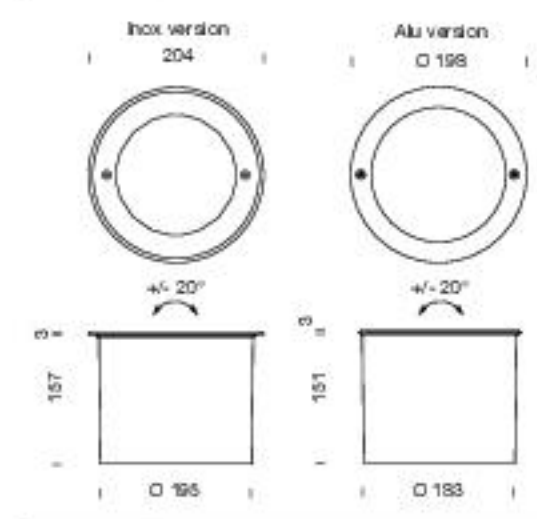
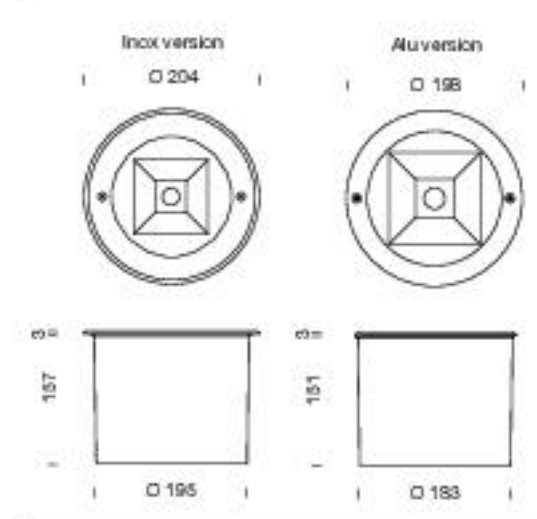
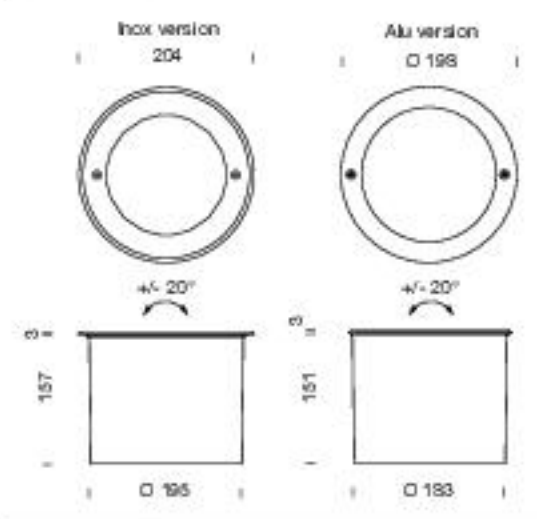
Optic **Z**

- .05 - Diffused
- .11 - 12° Spot
- .12 - 24° Medium
- .13 - 38° Medium

- .27 - Symmetric
- .07 - Wall washer

- .05 - Diffused
- .12 - 24° Medium

Technical drawing



Accessories

Schema collegamenti
Installation scheme
Schéma d'installation

pag. 300

RGB POWER SUPPLIES

MASTER (24V in - 24V out)			
BLUETOOTH / PUSH			
C007	240W (60W/ch)	88x54x26 mm	IP20
DMX / PUSH / 0-10 (DIN rail 4m)			
C100	360W (120W/ch)	72x92x62 mm	IP20

DRIVER (220/240V in - 24V out)			
D020	240W max.	244x68x39 mm	IP67
D024	320W max.	252x90x44 mm	IP67