

F.



/ technical information

Corpo in alluminio estruso EN AW6060. Terminali di chiusura in alluminio EN AB46100. A richiesta anello di finitura in acciaio inox 316L. Doppio ciclo di verniciatura ad alta resistenza. Controcassa in alluminio inclusa (ordinabile anche separatamente). Diffusore in vetro temperato 5mm (versioni anello inox 8mm). Viti di chiusura in acciaio inox A4. Guarnizione in EPDM. Singolo ingresso del cavo con pressacavo in ottone pre-cablato con cavo in neoprene completo di sistema H20 STOP. Conforme alle norme EN60598-1 e relative parti seconde.








Housing in extruded aluminium EN AW6060. Closing terminal in die-cast aluminium EN AB46100. On request stainless steel 316L ring. Double powdered process an high resistance. Included aluminium recessing box (available also separately). Tempered glass diffuser 5mm (inox ring version 8mm). Closing screws in stainless steel A4. EPDM gasket. Single cable entry with brass cable blocker pre-assembled with neoprene cable with H20 STOP system. In according to EN60598-1 norms and relative second parts.

Structure en aluminium extrudée EN AW6060. Fermature en aluminium injecté EN AB46100. Sur demande anneau en acier 316L. Double peinture haut résistante. Boîtier d'encastrement en aluminium (disponible aussi séparément). Diffuseur en verre trempé 5mm (inox ring 8mm). Vis en acier inoxydable A4. Joint en EPDM. Câble unique d'entrée avec presse étoupe IP68 en laiton precablé avec câble en neoprene avec système H20 STOP. Conformité aux normes EN60598-1 et deuxième sections.

/ versions

Water protection	Protection class Monochromatic	Color LED	Power supply Monochromatic
IP67		2700K	220-240V 1~10V
Impact protection Inox version	Protection class RGB	3000K	Power supply RGBW + TW
IK09		4000K	220-240V DMX
Impact protection Alu version		RGB+W	
IK08			

/ Line optics

10° h=18m 20 lux	25° h=15m 20 lux	45° h=10m 20 lux	10x40° h=15m 20 lux
			
Wall washer h=6.0m 20lux	Diffuse h=8.0m 20 lux	Wall washer h=8.0m 20lux	
 d:1.5m		 d:1.5m	

For the latest updated version of the photometric data please visit www.francesconi.it