

F.

IP67

IK08

Kos

RECESSED LIGHT
White & RGB led



Collection name

KOS

KOS

KOS

Technical data

Power (Real data)	9.5 W	6.6 W	3.0 W
Lumen 3000K (Real data)	941 lm (Optic .01)	427 lm (Optic .07)	—
Lumen 4000K (Real data)	1033 lm (Optic .01)	495 lm (Optic .07)	—
Class	I	I	III
Nominal Voltage	220-240V 50/60Hz	220-240V 50/60Hz	24V DC dimmable
Power supply	Included	Included	See bottom page
Max load	300 Kg (Walk over)	300 Kg (Walk over)	300 Kg (Walk over)

Configuration code

Select finish / led / optic

10501 + X + Y + Z

10504 + X + Y + Z

10502 + X + Y + Z

Finish X

- 1 - Anthracite gloss 8-10
- 4 - Grey (RAL 9006)
- 6 - Inox Aisi 316L

- 1 - Anthracite gloss 8-10
- 4 - Grey (RAL 9006)
- 6 - Inox Aisi 316L

- 1 - Anthracite gloss 8-10
- 4 - Grey (RAL 9006)
- 6 - Inox Aisi 316L

Color LED Y

- .2 - 2700K CRI > 80
- .3 - 3000K CRI > 80
- .4 - 4000K CRI > 80

- .2 - 2700K CRI > 80
- .3 - 3000K CRI > 80
- .4 - 4000K CRI > 80

- .6 - RGB

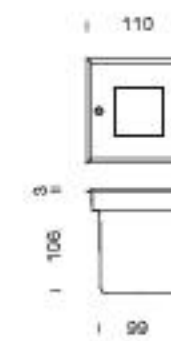
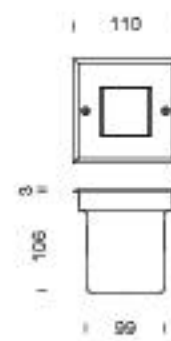
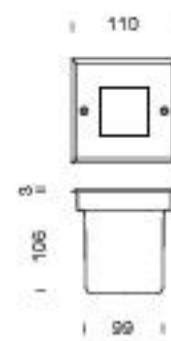
Optic Z

- .01 - 10° Spot
- .36 - 25° Medium
- .37 - 20°x115° Elliptical
- .34 - 65° Wide

- .07 - Wall washer

- .05 - Diffused
- .12 - 24° Medium

Technical drawing



Accessories

Schema collegamenti
Installation scheme
Schéma d'installation

pag. 300

RGB POWER SUPPLIES

MASTER (24V in - 24V out)

BLUETOOTH / PUSH

C007 240W (60W/ch) 88x54x26 mm IP20

DMX / PUSH / 0-10 (DIN rail 4m)

C100 360W (120W/ch) 72x92x62 mm IP20

DRIVER (220/240V in - 24V out)

D020 240W max. 244x68x39 mm IP67

D024 320W max. 252x90x44 mm IP67

GU10 version available
on request