

F.

IP67

IK10

Flea C

RECESSED LIGHT
White led



Collection name

FLEA C.

FLEA C.

FLEA C.

Technical data

Power (Real data)	4.5 W	4.5 W	4.5 W
Lumen 3000K (Real data)	82 lm (Optic .05)	110 lm (Optic .05)	131 lm (Optic .05)
Lumen 4000K (Real data)	85 lm (Optic .05)	113 lm (Optic .05)	135 lm (Optic .05)
Class	III	III	III
Nominal Voltage	24V DC dimmable	24V DC dimmable	24V DC dimmable
Power supply	See bottom page	See bottom page	See bottom page
Max load	1500 kg (Walk over)	1500 kg (Walk over)	1500 kg (Walk over)
Openings	1 x 180°	2 x 120°	4 x 90°

Configuration code

Select finish / led / optic

10164 + X + Y + Z

10165 + X + Y + Z

10166 + X + Y + Z

Finish X

- 0 - Brass bronze effect
- 5 - Anodized aluminium
- 6 - Inox Aisi 316L

- 0 - Brass bronze effect
- 5 - Anodized aluminium
- 6 - Inox Aisi 316L

- 0 - Brass bronze effect
- 5 - Anodized aluminium
- 6 - Inox Aisi 316L

Color LED Y

- .2 - 2700K CRI > 80
- .3 - 3000K CRI > 80
- .4 - 4000K CRI > 80

- .2 - 2700K CRI > 80
- .3 - 3000K CRI > 80
- .4 - 4000K CRI > 80

- .2 - 2700K CRI > 80
- .3 - 3000K CRI > 80
- .4 - 4000K CRI > 80

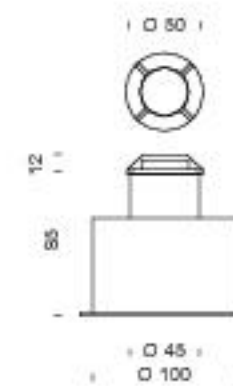
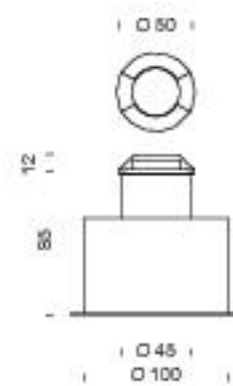
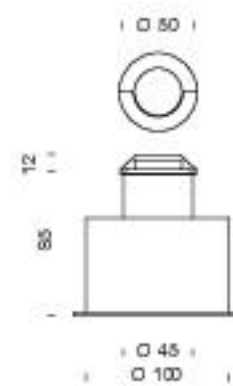
Optic Z

- .05 - Diffused

- .05 - Diffused

- .05 - Diffused

Technical drawing



Accessories

Schema collegamenti
Installation scheme
Schéma d'installation

pag. 300

MONOCHROMATIC LED POWER SUPPLIES

MASTER (24V in - 24V out)

0-10V / 1-10V / PUSH			
C219	192W max.	44x57x19 mm	IP20
DALI			
C224	156W max.	44x57x25 mm	IP10
BLUETOOTH			
C225	156W max.	44x57x25 mm	IP20

DRIVER (220/240V in - 24V out)

D000	20W max.	118x35x26 mm	IP67
D001	40W max.	150x53x35 mm	IP67
D002	60W max.	163x43x32 mm	IP67
D003	120W max.	191x63x38 mm	IP67
D010	185W max.	228x68x39 mm	IP67