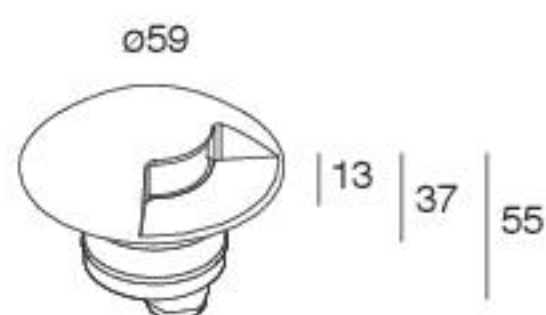


DRIVE MINI



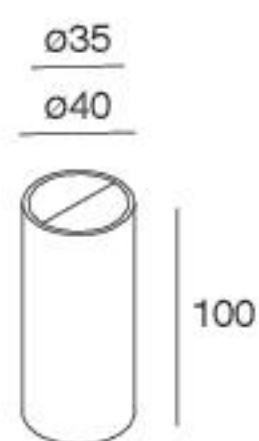
Apparecchio a LED IP67, calpestabile fino a 1000kg di carico statico. Idoneo anche per installazione a parete in muratura.
Emissione radente.
Corpo in lega di alluminio anodizzata, calotta superiore in alluminio trattato con cataforesi antiossidante e verniciato a polvere;
modulo LED interamente impregnato in resina ottica trasparente;
cassaforma in polietilene da ordinare a parte (accessorio obbligatorio).
Fornito di pressacavo in nylon e di cavi di alimentazione H05RN-F 2x1mm² di L. 500 mm. Alimentazione separata, con alimentatore elettronico stabilizzato 24Vdc 220-240V 50/60Hz.

LED IP67 fixture, drive-over MAX 1000kg of static load. Suitable also for recessed installation in concrete wall.
Emission: grazing light.
Body made of anodized aluminium alloy, upper cap made of aluminium, finished by antioxidant cataphoresis and powder coated; LED module entirely resin soaked, transparent optical; housing box made of polyethylene to be ordered separately (compulsory accessory).
Complete with card grip made of nylon and with H05RN-F 2x1mm² L 500 mm power supply cables. Separated electronic stabilized driver 24Vdc 220- 240V 50/60Hz.



POWER	3000K	4000K
2W	15803.03 .06	15804.03 .06

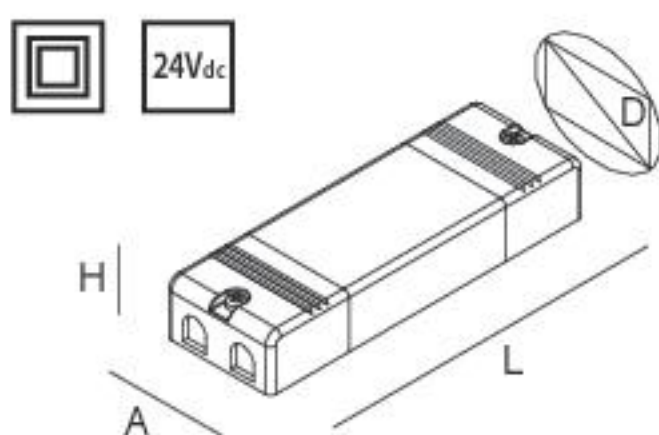
ACCESSORI ACCESSORIES



CASSAFORMA IN POLIETILENE
accessorio obbligatorio per l'installazione

HOUSING BOX
made of polyethylene compulsory
accessory

CODE
15605.99



ALIMENTATORE ELETTRONICO
stabilizzato 24Vdc
220-240V 50/60Hz

ELECTRONIC STABILIZED DRIVER
24Vdc 220-240V 50/60Hz

CODE	IP	POWER	A (mm)	D (mm)	H (mm)	L (mm)
101301.99	20	45W	30	34	16	251
101302.99	20	100W	30	35	18	320
E182K0060KK	67	60W	43	54	32	163
E182K0100KK	67	100W	52	64	37	190