

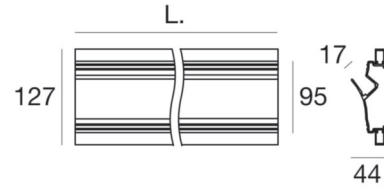
Fylo+ Recessed



Lines | Modular
65027




1000 x
97



Technical data

Collection	tråddel
Installation position	Wall lights - Ceiling
Installation environment	Indoor
Glow wire test	850°
Direct mounting on normally flammable surfaces	Yes
CE	Yes
ETL	No
Induzione	No
Emergency mode	No
Motion sensor	No
Directional	No
Tilting	No
Walk-over	No
Drive-over	No
Cable included	No
Resin potting	No

Finishing casing

Material	Aluminium
Processing	Coating

Fylo+ Recessed



Lines | Modular
65027

Single emission lines for indoor application.

The device body is made of aluminium, processed by means of coating. the total weight is of 1.06 kg.

and can be wall lights or ceiling-mounted, with a 1000 x 1000 mm hole (in plasterboard).

Components



Inflex - LED Strip | topLED 14 W 24 V | Modular Master

Code
65050



Inflex - LED Strip | topLED 70 W 24 V | Modular Slave

Code
65051

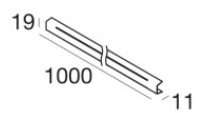


Inflex - LED Strip | topLED 14 W 24 V | Modular Slave

Code
65052



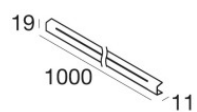
Fylo+ Recessed | Lines | Accessories
65027



Diffusore

Code

65054



Diffusore

Code

65055