


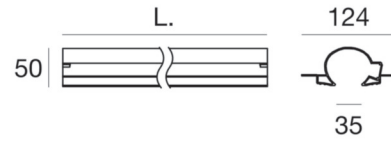
# Fylo+ Recessed



Lines | Modular  
65009



  
1000 x  
86



Technical data	
Collection	tråddel
Installation position	Ceiling
Installation environment	Indoor
Glow wire test	850°
Direct mounting on normally flammable surfaces	Yes
CE	Yes
ETL	No
Induzione	No
Emergency mode	No
Motion sensor	No
Directional	No
Tilting	No
Walk-over	No
Drive-over	No
Cable included	No
Resin potting	No

Finishing casing	
Material	Aluminium
Processing	Coating

# Fylo+ Recessed



Lines | Modular  
**65009**

Single emission lines for indoor application.

The device body is made of aluminium, processed by means of coating. the total weight is of 1.22 kg.

and can be ceiling-mounted, with a 1000 x 1000 mm hole (in plasterboard).

## Components



Inflex - LED Strip | topLED 14 W 24 V | Modular Master

**Code**  
65050



Inflex - LED Strip | topLED 70 W 24 V | Modular Slave

**Code**  
65051

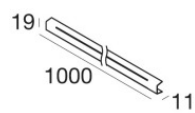


Inflex - LED Strip | topLED 14 W 24 V | Modular Slave

**Code**  
65052



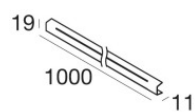
Fylo+ Recessed | Lines | Accessories  
**65009**



Diffusore

**Code**

65054



Diffusore

**Code**

65055