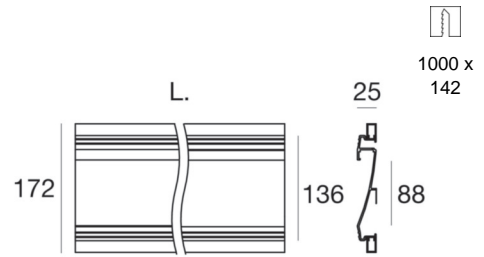


# Fylo+ Recessed



Lines | Modular  
65006



## Technical data

Collection	tråddel
Installation position	Wall lights - Ceiling
Installation environment	Indoor
Glow wire test	850°
Direct mounting on normally flammable surfaces	Yes
CE	Yes
ETL	No
Induzione	No
Emergency mode	No
Directional	No
Tilting	No
Walk-over	No
Drive-over	No
Cable included	No
Resin potting	No

## Finishing casing

Material	Aluminium
Processing	Coating

# Fylo+ Recessed



Lines | Modular  
**65006**

Single emission lines for indoor application.

The device body is made of aluminium, processed by means of coating. the total weight is of 1,38 kg.

and can be wall lights or ceiling-mounted, with a 1000 x 1000 mm hole (in plasterboard).

## Components



Inflex - LED Strip | topLED 14 W 24 V | Modular Slave

**Code**

65052



Inflex - LED Strip | topLED 70 W 24 V | Modular Slave

**Code**

65051



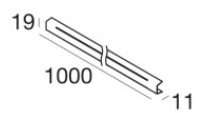
Inflex - LED Strip | topLED 14 W 24 V | Modular Master

**Code**

65050



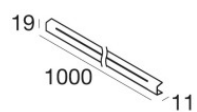
Fylo+ Recessed | Lines | Accessories  
**65006**



Diffusore

**Code**

65054



Diffusore

**Code**

65055