





GHOST EVO



Unico sistema a scomparsa che si declina in molteplici soluzioni composite. Il profilo di alluminio Ghost EVO, che si fonde completamente nel cartongesso, può creare tagli di luce, velette perimetrali, gole luminose e canali per proiettori LED.

An integral retractable system to be installed in a variety of compositions. The Ghost EVO aluminum profile that merges completely into the plasterboard can create light cuts, perimeter lines, light coves, and LED floodlight channels.

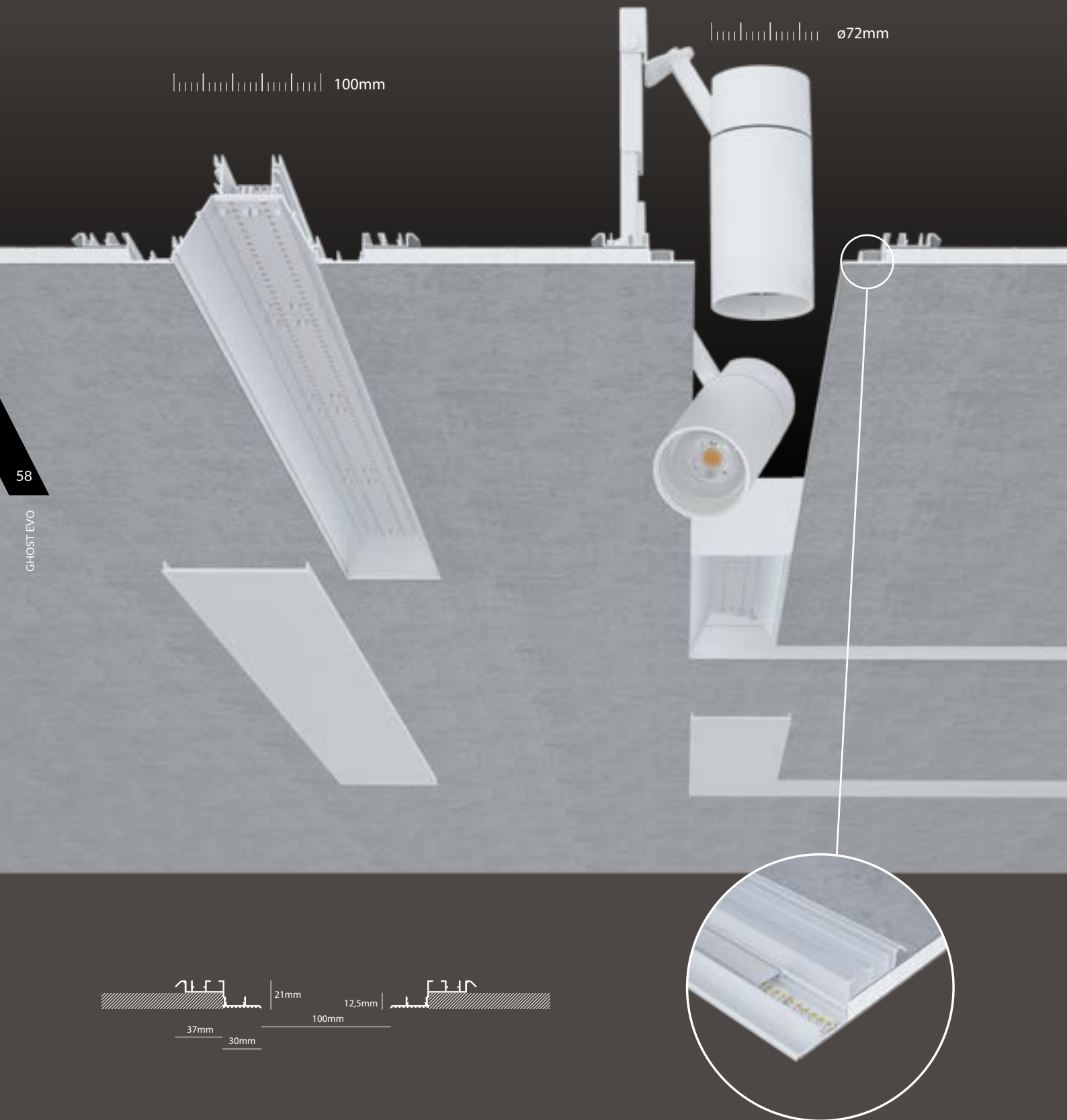
GHOST EVO

MIX DI SOLUZIONI COMPOSITIVE:

- LINEA LUMINOSA DIRETTA CON MODULI PCB LED O STRIP LED
- CANALE DISSIPATORE INTEGRATO PER STRIP LED PER LUCE INDIRETTA
- PROIETTORI LED ORIENTABILI A OTTICA INTERCAMBIABILE E SISTEMA DI REGOLAZIONE DELL'ALTEZZA A SLITTA, CON ACCESSORIO ANTI-ABBAGLIAMENTO A NIDO D'APE E SAGOMATORE
- INSTALLABILE IN FILA CONTINUA

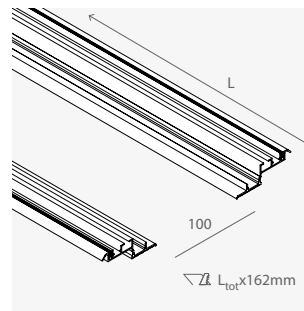
VARIETY OF COMPOSITIONS:

- DIRECT LIGHT LINE WITH PCB MODULES OR STRIP LED
- INTEGRATED HEAT DISSIPATION CHANNEL FOR STRIP LED IN CASE OF INDIRECT LIGHT SOLUTIONS
- ADJUSTABLE LED PROJECTORS INTERCHANGEABLE LENS AND SLIDER HEIGHT ADJUSTMENT SYSTEM, WITH HONEYCOMB ANTI-GLARE ACCESSORY AND BARN DOOR
- CONTINUOUS LINE INSTALLATION



Ghost EVO profilo lineare (2 pz.) giunti lineari inclusi
Ghost EVO linear profiles (2 pcs.) linear junctions included

Codice/Code	L (mm)
104001.99	1120
104002.99	1400
104003.99	1680
104004.99	3000



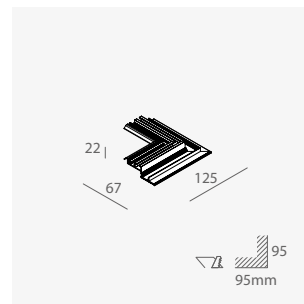
Profilo angolare per faretti giunti lineari inclusi
Corner profile for spotlights linear junctions included

Codice/Code
104010.99



Profilo angolare esterno per Light Cut faretti giunti lineari inclusi
External corner profile for Light Cut spotlights linear junctions included

Codice/Code
104011.99



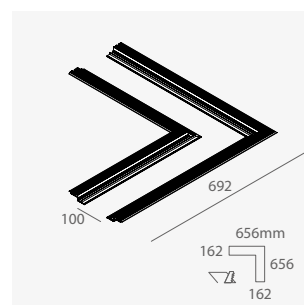
Profilo angolare interno per Light Cut faretti giunti lineari inclusi
Internal corner profile for Light Cut spotlights linear junctions included

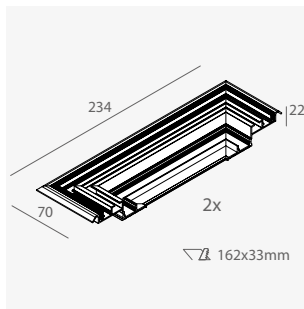
Codice/Code
104012.99



Profilo angolare per modulo LED giunti lineari inclusi
Corner profile for LED module linear junctions included

Codice/Code
104009.99

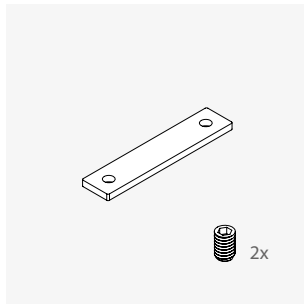




Profili terminali (2 pz.) giunti lineari inclusi
End caps (2 pcs.) linear junction included

Codice/Code

104007.99



Giunto lineare

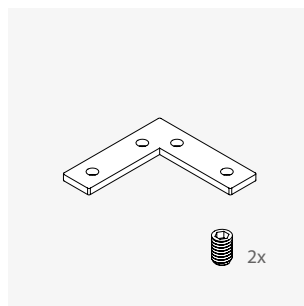
da prevedere in caso di taglio in opera di un profilo e riutilizzo della parte rimanente. Prevedere un giunto per ogni profilo.

Linear junction

used when a profile is cut to measure on site and the remaining parts are to be re-utilized. It is required no.1 junction kit each profile.

Codice/Code

104005.99



Giunto angolare

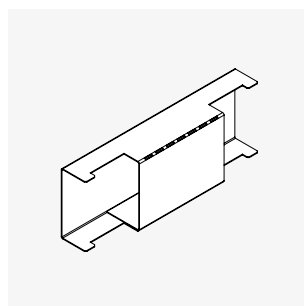
da prevedere in caso di taglio in opera di un profilo e riutilizzo della parte rimanente. Prevedere un giunto per ogni profilo.

Corner junction

used when a profile is cut to measure on site and the remaining parts are to be re-utilized. It is required no.1 junction kit each profile.

Codice/Code

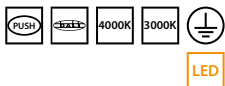
104006.99



Dima
Mounting accessory

Codice/Code

104008.99



Modulo LED lineare corpo cablato in alluminio estruso; giunti lineari inclusi, profili strutturali e schermo opale da ordinare a parte. Non idoneo per installazioni a parete

Linear LED module aluminum extruded body; linear junction included, structural profiles and opal screen to be ordered separately. Not suitable for wall mounting

3000K

Codice/Code	W led	L (mm)
104013.99	2x25	1120
104014.99	2x32	1400
104015.99	2x38	1680

DIMMERABILE / DIMMABLE

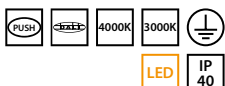

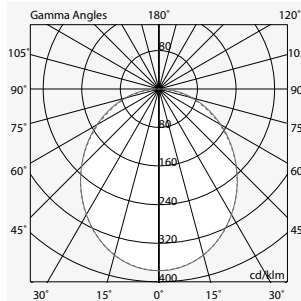
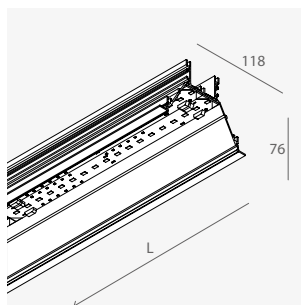
Codice/Code	W led	Versione/Version
104016.99	2x25	DALI-PUSH
104017.99	2x32	DALI-PUSH
104018.99	2x38	DALI-PUSH

4000K

Codice/Code	W led	L (mm)
104019.99	2x25	1120
104020.99	2x32	1400
104021.99	2x38	1680

DIMMERABILE / DIMMABLE

Codice/Code	W led	Versione/Version
104022.99	2x25	DALI-PUSH
104023.99	2x32	DALI-PUSH
104024.99	2x38	DALI-PUSH



Modulo LED angolare corpo cablato in alluminio estruso; giunti lineari e schermo opale inclusi; profili strutturali da ordinare a parte. Non idoneo per installazioni a parete

Angular LED module aluminum extruded body; linear junction and opal screen included; structural profiles screen to be ordered separately. Not suitable for wall mounting

3000K

Codice/Code	W led
104025.99	2x25

DIMMERABILE / DIMMABLE

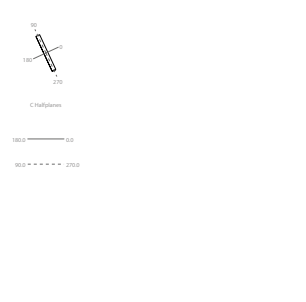
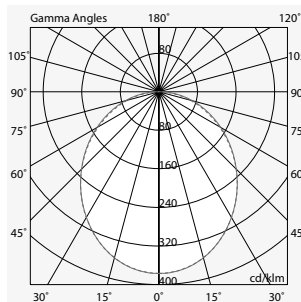
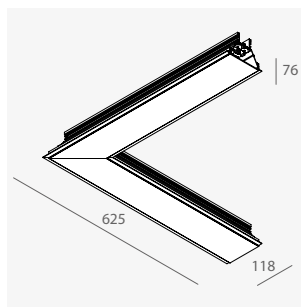
Codice/Code	W led	Versione/Version
104026.99	2x25	DALI-PUSH

4000K

Codice/Code	W led
104027.99	2x25

DIMMERABILE / DIMMABLE

Codice/Code	W led	Versione/Version
104028.99	2x25	DALI-PUSH



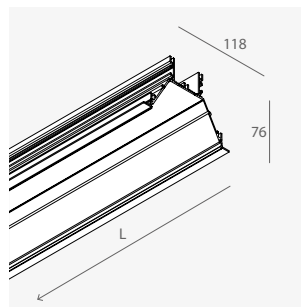
Modulo lineare per Strip LED tagliabile a misura in opera

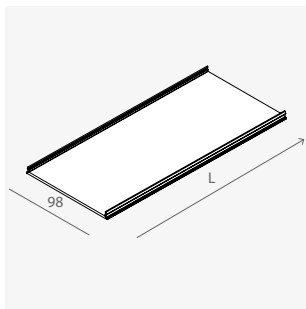

Installabili nel vano ottico fino a n°2 strip LED affiancate. Corpo in alluminio estruso. Giunti lineari inclusi. Schermo opale, testate terminali, Strip LED ed alimentatore elettronico 24Vdc da ordinare a parte.

Strip LED Linear module cuttable on measure on site

Max Nos.2 Strip LED can be placed side by side in the optical compartment. Aluminium extruded body. Linear junction included. Opal screen, end caps, Strip LED and electronic 24Vdc driver, to be ordered separately.

Codice/Code	L (mm)
104029.99	3000

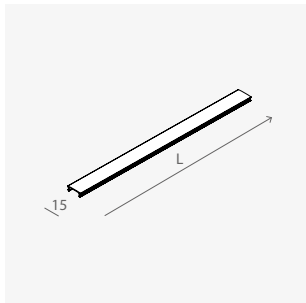




Schermo diffusore LED ad incastro a filo in PMMA opale
LED flush diffuser opal PMMA

Codice/Code L (mm)

104034.99	1120
104035.99	1400
104036.99	1680
104037.99	3000

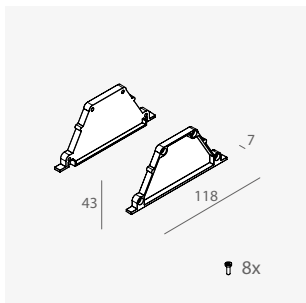


Schermo diffusore LED ad incastro a filo per Strip LED
in policarbonato opale

LED flush diffuser for STRIP LED opal polycarbonate

Codice/Code L (mm)

104038.99	2000
------------------	------

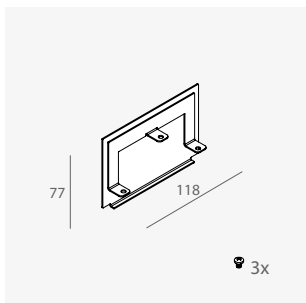


Testate terminali per modulo LED (2 pz.) in policarbonato
End caps for LED module (2 pcs.) made of polycarbonate

Codice/Code

104032.01

_01 bianco/
white



Separatore in lamiera di acciaio zincata e verniciata
Separator steel zinc coated

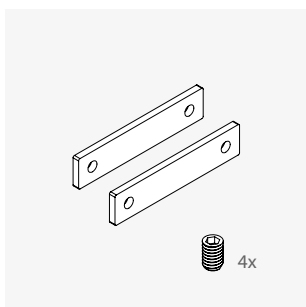
Codice/Code

104033.01
104033.02

_01 bianco/
white



_02 nero/black



Giunti lineari per Modulo Strip LED (2pz.)

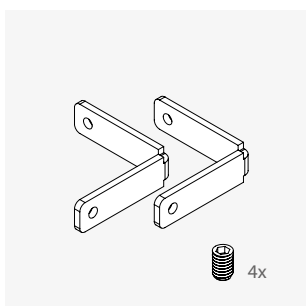
da prevedere in caso di taglio in opera di un profilo e riutilizzo della parte rimanente.

Linear junction for Strip LED module (2 pcs.)

used when a profile is cut to measure on site and the remaining parts are to be re-utilized.

Codice/Code

104030.99





Giunti angolari per Modulo Strip LED (da tagliare in opera a 45°). Da prevedere in caso di taglio in opera di un profilo e riutilizzo della parte rimanente.

Corner junction for Strip LED module (45° cut on site)

used when a profile is cut to measure on site and the remaining parts are to be re-utilized.

Codice/Code

104031.99

600 mA	IP 20	4000K	3000K	III
		CRI >90	LED	
..01	bianco/white			
..02	nero/black			

Proiettore LED orientabile

alimentatore da ordinare a parte. Ottiche integrate intercambiabili per emissione a 15° o 38°. Corpo in lega di alluminio e meccanismo a scorrimento in acciaio verniciato. Altezza minima di installazione di 132mm (proiettore estratto) e 211mm (proiettore arretrato)

Adjustable LED projector

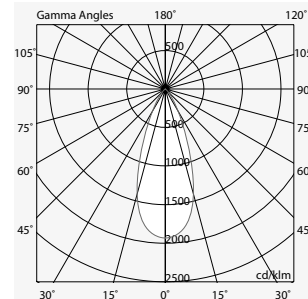
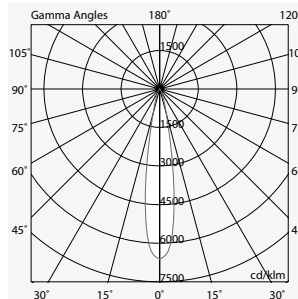
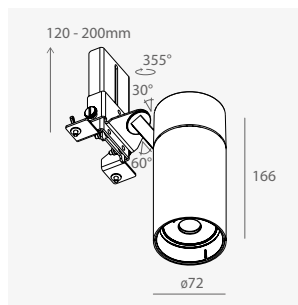
driver to be ordered separately. Integrated interchangeable optics for 15° or 38° beam emission. Aluminum alloy body and painted steel sliding mechanism. Minimum high installation 132mm (completely recessed) and 211mm (completely external)

3000K

Codice/Code	W led	Flusso apparecchio/Fixture flux (lm)
104039.01	23	15°= 1790 - 38°=1903
104039.02	23	15°= 1790 - 38°=1903

4000K

Codice/Code	W led	Flusso apparecchio/Fixture flux (lm)
104040.01	23	15°= 1916 - 38°=2037
104040.02	23	15°= 1916 - 38°=2037




Schermo a nido d'ape anti-abbagliamento D=72mm

Honeycomb anti-glare accessory D=72mm

Codice/Code

104042.02

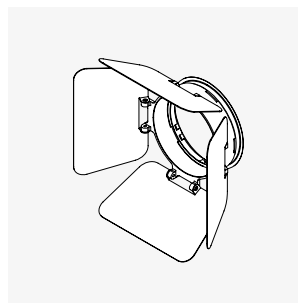



Sagomatore D=72mm

Barn Door accessory D=72mm

Codice/Code

104043.02

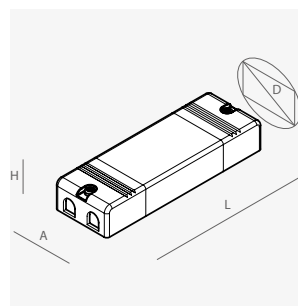





	600 mA	IP 20
---	--------	-------

Alimentatore elettronico stabilizzato 600mA 220-240V 50/60Hz

Electronic stabilized driver 600mA 220-240V 50/60Hz

Codice/Code	W	A (mm)	D (mm)	H (mm)	L (mm)
104041.99	27	42	54	30	129,5



	600 mA			IP 20
--	--------	---	---	-------

Kit di alimentazione PUSH/1-10V/DALI 220-240V 50/60Hz, per il collegamento in serie di max. 2 apparecchi

Power supply kit PUSH/1-10V/DALI

220-240V 50/60Hz. Max two spotlights to connected in series

Codice/Code	W	A (mm)	D (mm)	H (mm)	L (mm)
A902K0007KK	50	79	84	21	124

A902K0005KK cavetto di sincronizzazione L=1500mm / synchronization cable L=1500mm

A902K0022KK cavetto di sincronizzazione L=4000mm / synchronization cable L=4000mm

