

17201.94

Pat

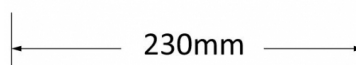



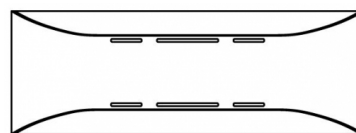
Pat biemission LED wall fixture

Direct / Indirect light.

Electronic driver included.


94 anthracite

novalux
ITALIAN LIGHTING STYLE SINCE 1948



230mm

H: 65 mm
L1: 230 mm
L2: 80 mm



Installations

For wall surface installation, double emission.

Material

Body made of anodized powder coated die-casting aluminium alloy.
Transparent tempered glass for LED protection.

Wiring

Integrated electronic driver.

Supply voltage: 220-240V 50/60 Hz

Total power: 6,4W

Power factor: 0.5

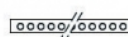
Photobiological Risk

Certified device in RISK GROUP 1 (Low Risk)-The lamp does not pose a hazard due to normal behavioral limitations on exposure - in accordance with CEI EN 62471:2010.

Compliance

In accordance with standard: CEI EN 60598-1:2008 + A11:2009, IEC 60598-2-1.

Sources



Color: white

Power: 2x3W

Color temperature: 3000K

CRI: >80

Nominal flux (Tc=25°C): 2x270 lm

Lifespan (Ta=25°C): 30000h

Lamp included

Photometric data

Luminous flux (Ta=25°C): 405 lm



Novalux S.r.l. via Marzabotto, 2 40050 Funo di Argelato (BO) Italy
Tel: +39 051 860558 · Fax +39 051 863347 · Mail: novalux@novalux.it · P.IVA 00536541204 · www.novalux.it

The present data sheet is property of Novalux S.r.l., all rights reserved. Novalux S.r.l. reserves the right to modify the document contents at any time, without advanced notice.