

# POINT C

design Lucitalia



Apparecchi a soffitto dal design minimale e dalle ridotte dimensioni. Consentono un'illuminazione d'accento per spazi residenziali e commerciali, con un minimo impatto sull'ambiente.

*A range of ceiling products with minimal design and compact size. Ideal for accent lighting in residential and commercial areas with minimum impact. Particularly suitable for environments where an high IP rating is required.*



# POINT C



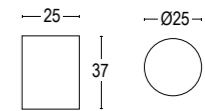
# POINT 1C RD

IP65 - Classe III - CE / F

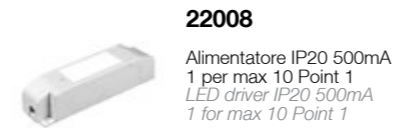


	3000K	4000K
	<b>25108.--.31</b> <b>25108.--.31.A</b> 1-10V <b>25108.--.31.D</b> DALI	<b>25108.--.41</b> <b>25108.--.41.A</b> 1-10V <b>25108.--.41.D</b> DALI

**1,5W LED 170 lm CRI > 85**  
 32° ^  
 max 500mA  
 alimentatore elettronico SELV non incluso  
*remote SELV electronic driver not included*



## ACCESSORI / ACCESSORIES



**22008**  
 Alimentatore IP20 500mA  
 1 per max 10 Point 1  
 LED driver IP20 500mA  
 1 for max 10 Point 1



**22080**  
 Connettore rapido IP 68  
 IP 68 fast connector

Colore standard 1 settimana  
*Standard color 1 week*

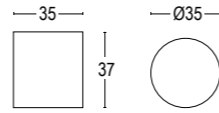
○ **.01** Bianco  
 White (matt)

Colore su richiesta 2 settimane  
*Upon request color 2 weeks*

- **.19** Grigio argento  
 Silver grey (matt)
- **.22** Nero  
 Black (matt)
- **.45** Ruggine  
 Rust

# POINT 2C RD

IP65 - Classe III - CE / F

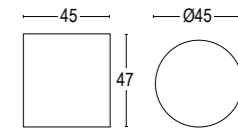


3000K	4000K
<b>25106---.31</b>	<b>25106---.41</b>
<b>25106---.31.A</b> 1-10V	<b>25106---.41.A</b> 1-10V
<b>25106---.31.D</b> DALI	<b>25106---.41.D</b> DALI

**2W LED 225 lm CRI > 85**  
 47° ^  
 max 700mA  
 alimentatore elettronico SELV non incluso  
*remote SELV electronic driver not included*

# POINT 3C RD

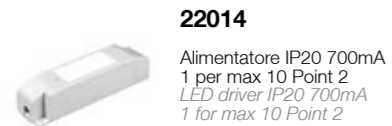
IP68 - Classe III - CE / F



3000K	4000K
<b>25104---.31</b>	<b>25104---.41</b>
<b>25104---.31.A</b> 1-10V	<b>25104---.41.A</b> 1-10V
<b>25104---.31.D</b> DALI	<b>25104---.41.D</b> DALI

**6,5W LED 705 lm CRI > 85**  
 62° ^  
 max 350mA  
 alimentatore elettronico SELV non incluso  
*remote SELV electronic driver not included*

## ACCESSORI / ACCESSORIES



**22014**  
 Alimentatore IP20 700mA  
 1 per max 10 Point 2  
 LED driver IP20 700mA  
 1 for max 10 Point 2



**22080**  
 Connettore rapido IP 68  
 IP 68 fast connector

Colore standard 1 settimana  
*Standard color 1 week*

○ **.01** Bianco  
 White (matt)

Colore su richiesta 2 settimane  
*Upon request color 2 weeks*

● **.19** Grigio argento  
 Silver grey (matt)  
 ● **.22** Nero  
 Black (matt)  
 ● **.45** Ruggine  
 Rust

## ACCESSORI / ACCESSORIES



**22001**  
 Alimentatore IP20 350mA  
 1 per max 2 Point 3 6,5W  
 LED driver IP20 350mA  
 1 for max 2 Point 3 6,5W



**22080**  
 Connettore rapido IP 68  
 IP 68 fast connector

Colore standard 1 settimana  
*Standard color 1 week*

○ **.01** Bianco  
 White (matt)

Colore su richiesta 2 settimane  
*Upon request color 2 weeks*

● **.19** Grigio argento  
 Silver grey (matt)  
 ● **.22** Nero  
 Black (matt)  
 ● **.45** Ruggine  
 Rust