


CUFFLINK

design Serge & Robert Cornelissen









Lampada da parete dalla forma semplice e minimalista dalla doppia emissione luminosa morbida e diffusa. Trova la sua applicazione ideale nell'illuminazione di piccoli spazi residenziali.

Indirect emission wall lamp with simple and geometric shape. The light distribution is soft and diffused and is particularly suitable for lighting small residential areas.




CUFFLINK

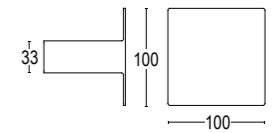



CUFFLINK

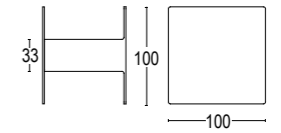
IP40 - Classe I - CE / F



	3000K	4000K
	25301.--.31	25301.--.41
	10W LED 2 x 410 lm CRI > 85	
	120° ^	
	220÷240V 50/60 Hz	
	alimentatore elettronico incluso	
	<i>electronic driver included</i>	



	North America	
	25301.--.35	25301.--.45
	10W LED 2 x 410 lm CRI > 85	
	120° ^	
	120V 60 Hz	
	alimentatore elettronico incluso	
	<i>electronic driver included</i>	



Colore standard 1 settimana
Standard color 1 week

○ **.01** Bianco
White (matt)

Colore su richiesta 2 settimane
Upon request color 2 weeks

- **.19** Grigio argento
Silver grey (matt)
- **.22** Nero
Black (matt)
- **.45** Ruggine
Rust

Colore speciale su richiesta 4/6 settimane
Upon request color 4/6 weeks

- **.30** Effetto rovere sbiancato
Whitened oak effect
- **.32** Effetto noce
Walnut effect
- **.33** Effetto wengè
Wengè effect
- **.43** Effetto cemento
Concrete effect
- **.51** Effetto fibra di carbonio
Carbon fiber effect