

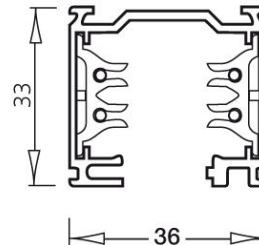
A002BI

Novatrack

Electrified three-phase track for voltage 230/400V

230/400 V main-voltage electrified track.

BI white



L: 2000 mm



Installations

Electrified three-phase track, for ceiling surface installation or suspended installation by the apposite accessories.

Material

Extruded anodized aluminium painted in white.

Wiring

Conductors wires made of copper, housed within extruded profiles made of high insulating resistance PVC.

Supply voltage: 230/400V

Compliance

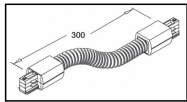
Conforme alle norme: CEI EN 60598-1:2008 + A11:2009, IEC 60598-2-1.

A002BI

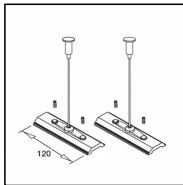
Novatrack

Electrified three-phase track for voltage 230/400V

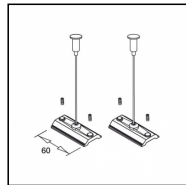
Accessories



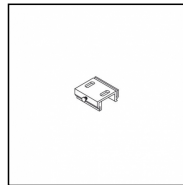
A027BI
Flexible junction



A030
Adjustable suspension kit (2 pcs.)



A031
Adjustable suspension kit (2 pcs.)



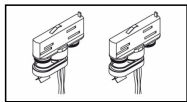
A033
Bracket for ceiling mounted (1 pcs.)



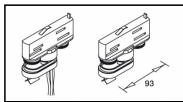
A036BI2A
Adaptors for Easy Light single-lamp and for Dynamic single, double-lamp (2 pcs.) and Novatrack.



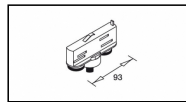
A036BI
Adaptors for Easy Light single-lamp and for Dynamic single, double-lamp (2 pcs.) and Novatrack.



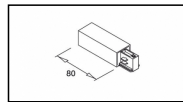
A037BI2A
Adaptors for Easy Light double-lamp (2 pcs.) and Novatrack.



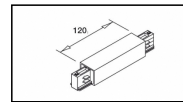
A037BI
Adaptors for Easy Light double-lamp (2 pcs.) and Novatrack.



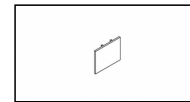
A038BI
Mechanical/electrical 6A adaptor maximum load 10 Kg (1 pc.), without wiring



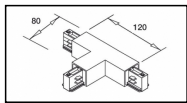
A015BI
Live end right



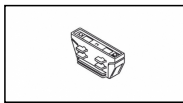
A017BI
Central power supply and linear junction



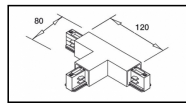
A018BI
Dead end



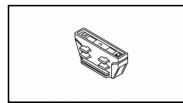
A025BI
Left T-junction



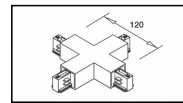
A021NE
Linear junctions mechanical only



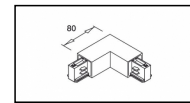
A024BI
Right T-junction



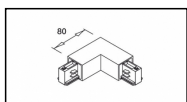
A020NE
Electrical linear junctions



A026BI
X-junction



A022BI
Inside L-junction



A023BI
Outside L-junction